



Mets numbrates



Eesti pindala kategooriate järgi (ha)


Metsaga metsamaa
2 142 000



51,4% maismaa pindalast

Metsata metsamaa
190 600

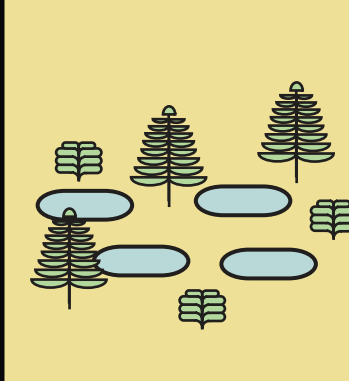
Põllumajandusmaa
1 225 800



Veekogud
262 800



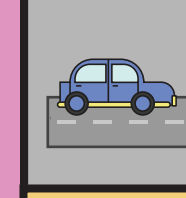
Soo
220 500



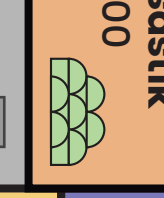
Asustusala
292 900



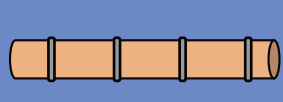
Teed
67 300



Pöösastik
65 600



Trassid
78 900

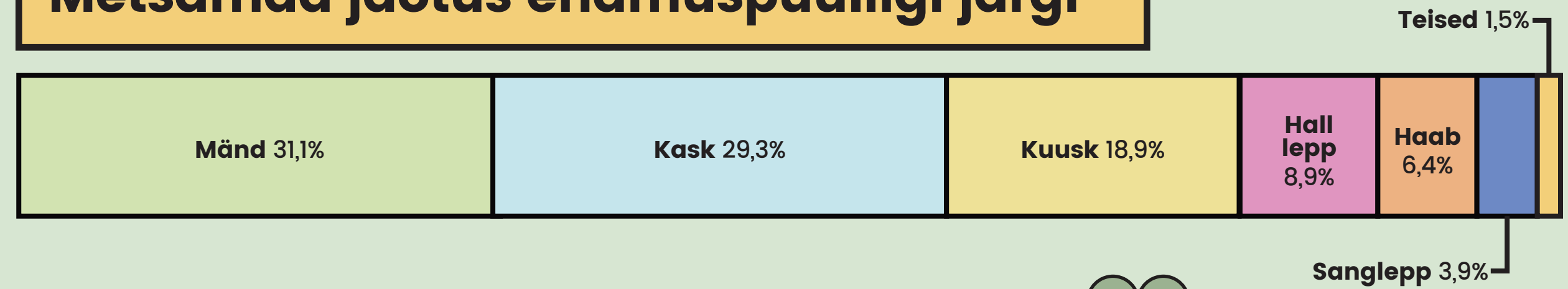


Muud maad
47 800

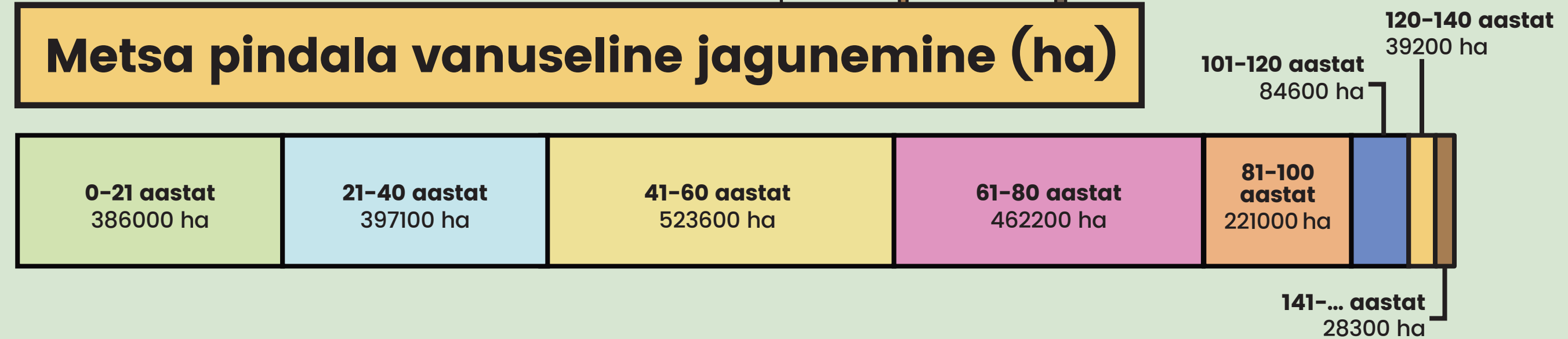


Karjääräid
29 900

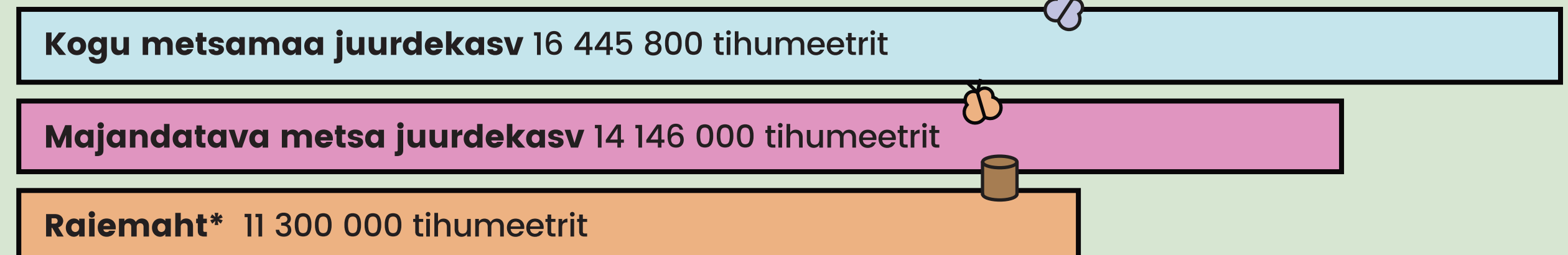
Metsamaa jaotus enamuspuliigi järgi



Metsa pindala vanuseline jagunemine (ha)



Kui palju metsa juurde kasvab ja kui palju raiutakse?



* 2019. aasta raiemahu eksperdi hinnang. SMI andmed 2019. aasta raiemahu kohta selguvad 2021. aastal.